

# INLINE SLALOM TECHNICAL COMMISSION

## RULEBOOK 2023

---

---



VERSION 1.0



### Address

Maison du Sport International  
Av. De Rhodanie, 54 | 1007  
Lausanne | Switzerland



### Phone & Fax

Phone: + 41 216 011877  
Fax: + 41 216 011877



### Online

Email 1: [info@worldskate.org](mailto:info@worldskate.org)  
Email 2: [alpine@worldskate.org](mailto:alpine@worldskate.org)  
Website: [www.worldskate.org](http://www.worldskate.org)



# TABLE OF CONTENTS

<b>1. INTRODUCTION AND DEFINITION OF THE DISCIPLINE</b>	<b>PAG. 3</b>
<b>2. TECHNICAL COMMISSION. COMPOSITION AND FUNCTIONS</b>	<b>PAG. 3</b>
2.1 Definition	
2.2 Composition	
2.3 Tasks	
3.3 Duties of Technical Commission Members	
<b>3. INTERNATIONAL OFFICIALS</b>	<b>PAG. 4</b>
3.1 Technical Delegates	
3.2 TD Assistant (TDA)	
3.3 Admittance/Accreditation	
3.4 Functionaries at start, track and finish	
3.5 Gate-Judge	
3.6 Course setter	
3.7 Pre- Runner	
<b>4. INTERNATIONAL COMPETITIONS</b>	<b>PAG. 12</b>
4.1 International Events sanctioned by World Skate	
4.2 World Championship and World Games	
4.3 Continental Championship	
4.4 World Cup	
4.5 World Ranking Races	
<b>5. TECHNICAL RULES</b>	<b>PAG. 19</b>
5.1 Inline Slalom Track	
5.2 Race Administration	
5.3 General rules of the competitions by Discipline	
<b>6. EQUIPMENT</b>	<b>PAG. 42</b>
<b>7. FIELD OF PLAY/TRACK</b>	<b>PAG. 43</b>
<b>8. JURY</b>	<b>PAG. 44</b>
8.1 Task of the Jury	
<b>9. ANTI-DOPING</b>	<b>PAG. 45</b>
<b>10. DISCIPLINARY ACTIONS AND DISPUTES</b>	<b>PAG. 45</b>
<b>11. AWARD CEREMONY</b>	<b>PAG. 48</b>
<b>12. SANITATION</b>	<b>PAG. 48</b>
<b>13. MEDICAL SERVICE</b>	<b>PAG. 48</b>

# 1. INTRODUCTION AND DEFINITION OF THE DISCIPLINE

Inline Slalom stands for a young, fast-paced, and dynamic racing sport, which is a counterpart to the classical discipline of alpine skiing - just on the asphalt track.

More specifically: runner on roller blades move between goal posts as soon as possible "downhill" to leave the competition behind. All you need to have, in addition to the equipment steep slope and flex poles. The latter are fixed by means of heavy metal plates on the asphalt. The high popularity of this form of roller skating is reflected in its booming expansion. The feed is immense.

## 2. TECHNICAL COMMISSION. COMPOSITION AND FUNCTIONS

### 2.1 Definition

Inline Slalom Technical Commission is a Technical Commission of the World Skate.

### 2.2 Composition

The Technical Commission is composed respecting World Skate Statutes article 18 - point 7 Article 18.7:

In between General Assemblies, the management of each discipline is entrusted to an executive consisting of a Chair, one Vice Chair and at least three but not more than four other members. The executive is directly responsible to the Central Committee of the WORLD SKATE for its actions and management between assemblies. A quorum of the executive of a discipline is three.

### 2.3. Tasks

1. to organize and promote inline slalom skating activities throughout the world and prepare and administer the relative regulations;
2. to establish and maintain close relationships with all the National Federations and recognized Continental Areas affiliated with World Skate;
3. to make sure that all the affiliated National Federations and recognized Continental Areas comply with World Skate Statutes;
4. to amend the Rulebook whenever necessary;
5. to make sure that all international competitions with countries of different Continents have the approval when World Skate regulations demand it
6. to make sure that the behaviour of skaters, accompanying people comply with the rules established by WORLD SKATE;
7. to make sure that the doping control takes place according to World Skate Anti-Doping Rules.

### 3.3. Duties of Technical Commission members

1. The Chair seats and presides over the Technical Commission meetings and is responsible for any administrative matter regarding the Commission. He has the casting vote and represents the Technical Commission in every official circumstance.
2. The Chair shall take care of and co-ordinate matters concerning International Judges.
3. The Vice Chair assists him and when necessary takes his place, if invited to do so. He is responsible for the measures to be taken according to the WADA and World Skate Medical Regulations.
4. The other four (4) members carry out individual functions assigned to them during World Skate meeting, and are the followings:
  - a) to assist the Chair in the evolution and modification of the Rulebook;
  - b) to assist the Chair in any administrative matter according to the needs (public relations for the World Championships and liaison with the media);
  - c) to assist the Chair in any task during the World Championship.

## 3. INTERNATIONAL OFFICIALS

### 3.1 Technical Delegate

#### Accountability

The TD subordinates to the “WORLD SKATE IS TC”.

#### Assignment

At “WORLD SKATE IS” races “WORLD SKATE IS TC” must always appoint a TD and a TD-assistant who are checked for the “WORLD SKATE INLINE SLALOM”-Regulation. TD cannot be from the organizer’s country.

#### Tasks of the TD before a race

- At a meeting before the start TD allocates the gate judges together with the chief of the gate judges.
- TD takes part in all meetings of the jury and team managers and takes the chair
- TD controls the announcements before they are official and changes them necessarily
- TD reads accounts of ancient events of the aligner, if available, and checks if
- TD improvements within are allowed
- TD notes accreditations
- TD controls the training and racetracks
- TD controls the administrative and technical preparations
- TD checks safety precautions
- TD checks the start area
- TD checks the start
- TD checks the quality of the street
- TD checks the finish run-out
- TD defines the number of precursors in collaboration with the jury
- TD decides how to inspect the track in collaboration with the jury
- TD checks the magisterial editions and their abundance
- TD demands on the abundance of all given times for trainings and starts
- TD approves the training and racetracks having regard to hegemonic terms
- TD issues instructions to all persons involved in the race

- TD gives advice to all persons involved in the race abbreviation of the racetrack in collaboration with the jury discontinuance of a race when there are disadvantageous conditions
- TD checks on regulations about sponsoring (place, kind of fastening)
- TD checks on all race-relevant documents
- TD checks on an adequate number of 2-way radio sets
- TD review of the gate referee's position
- TD review of course settling
- TD checks on positions of the rescue service
- TD checks the time measurement machine and all corresponding technical equipment
- TD works close with all functionaries
- in collaboration with the jury TD avenges breaks of race rules

#### **Tasks of the TD during a race**

- Compulsory attendance at all trainings and races
- supervising the races transaction
- advisory service for the aligner during a race
- in collaboration with the jury, he avenges breaks of race rules
- TD checks the hand time measurement in the case of a technical breakdown
- TD controls all rankings
- TD controls all gate judge cards
- TD submits all valid protests to the jury

#### **Tasks of the TD after a race**

- TD prepares the race report
- TD controls the preparation of all ranking- and result lists and signs them
- TD compares the time stripe of the electrical time to all ranking- and result lists in collaboration with the Chief of the times measuring
- TD submits all valid protests to the jury
- TD approves the award ceremony
- TD prepares any additional reports
- TD collects and arranges all ranking- and result lists, disqualification lists, protests and protest decisions, gate referee documents and all other written decisions in collaboration with the race secretary
- if necessary, he files an application for MB and Regulation Consultant to make decisions which cannot be made at the face

#### **How to advise the arranged TD**

The arranged TD must be advised about the course of planning and activity of the race continuously from the beginning. This can be done by telephone or in writing.

The TD has the right for refund of expenses

## **3.2. TD Assistant (TDA)**

#### **Specification of the function**

- The TDA is ordered either by the TD or by the aligning national association
- He makes decisions during the race only in collaboration with the TD
- The TDA must have passed the TD-assistant exam.
- Functionaries of the organizer that are already classified for the running of the race cannot be TD-assistant

- The TDA subordinates to the TD or WORLD SKATE IS TC
- The TDA has the right for refund of expenses.

### 3.3. Admittance/accreditation

#### Team managers and coaches

- Team managers and coaches may be members of the jury (if a valid referee pass can be submitted)
- Team managers and coaches may be appointed as a race functionary, if the race functionary wasn't already appointed by the particular national regional organization or isn't there.
- Team managers or coaches must act on the rules of the jury and the Competition Rules and behave fair and correct
- A team manager as member of the jury or as course setter must do the work that is mean to be done in this job.

#### Press, radio, and TV

- They can be accredited at international races

#### Other officials

- They can be accredited at international races. This is in the aligner's and organizer's Discretionary.

### 3.4. Functionaries at start, track, and finish

#### Chief of the race

The race leader leads all preparation work and supervises the work of all functionaries appointed by the aligner. He calls them to discuss all questions and leads together with the TD in the team managers meeting.

#### Chief of the track

- He has to take care for preparation of the racetrack according to the jury's instructions and decisions.
- He must be familiar with track proportions
- Should be familiar with requirements of track profile
- Is responsible for marking and blocking the track
- Is responsible for assignment of rescue service

#### Chief of the times measurement and accountancy

- He is responsible for the cooperation of functionaries of start and finish
- He synchronizes the watches of hand time timekeepers as short as possible before the start
- He decides about time-lags of starters
- He is responsible for exact time measuring.
- He must publish the unofficial times
- If there are troubles with the time measuring system, he must report it to the TD and starting referee
- He is responsible for fast and exact calculating of results
- He must make sure, together with the race secretary, that unofficial rankings are published by return. After expiration of the protest period/after execution of all protests he must make sure that all official rankings are published
- He has a list where all competitors who don't run (DNS), all disqualified competitors (DSQ) and all competitors that haven't finished the track (DNF)

**People who work under his direction:**

- starter
- starting judge
- recorder
- chief of time measuring
- chief of time measuring by hand
- control post
- chief of invoice department and his staffs

**Chief of gate judges**

- Chief of gate judges organizes the assignment of gate judges. He leads and supervises their action
- He allocates the place for every gate judge and the gates under his control. After every run and at the end of the race he must collect the control cards to give them to the TD.
- He must give the needed material (control card, pencil, starting list, etc.) to every gate judge and allocate him for assistance. Either keeping the distance to observers or rearranging the track.
- He must watch over numbering and naming the gates in time.

**Race secretary**

- the race secretary must do all secretary work about technical and organization topics of the race
- preparation of bib-drawing
- he cares about the official rankings and result lists containing the required statements
- he is responsible for the composition of minutes of meetings of the functionaries, the jury and team managers
- In particular he takes needed measures that all blanks for start, finish, time measuring, accountancy, and control over gates are prepared, and can be given to the appropriate functionaries in time.
- He receives protests and entries to the attention of the responsible instances
- He disburdens the calculation of results by capable preparations and cares for the fast copying of results after the end of a race. He keeps contact to the persons who put rankings and results online.

**Head of order service**

- He works at the head of track's disposition
- the head of order service has to take measures of barriers to keep observers at distance
- he assures that there's enough place for observers behind barriers

**Head of medical personnel and rescue service**

- the head of medical personnel and rescue service is responsible for adequate rescue service while official training times and while races
- furthermore, he has to install premises where injured competitors can be medicated
- the medic, team doctors and ambulance meet before the beginning of the official training to coordinate assignments

**Head of material and technical constructional systems**

He has to allocate equipment and supports for preparation and support of tracks, for transaction of races and registration, if these assignments are not part of the work of another functionary.

**Chief of press**

The chief of press has to supervise and inform the press, radio and TV according to the instructions of the OC.

### **The starter**

- the starter is responsible for the preparation sign and starting command and for the time lag between these two commands
- he helps the competitor to take the right starting position
- he is connected to the Chief of the times measuring either wired or wireless
- he decides if a start is according to the rules

### **Starting judge**

- The starting judge has to be at the start while all trainings and races
- he must assure that the rules for the start and starting organization are being kept
- he decides whether the equipment of the competitors accords to the rules
- he can let interrupt the race if he thinks it is necessary
- he can declare qualifications in cooperation with the jury
- he notices all delays and wrong starts
- he must be able to connect to the jury immediately at every time
- he informs the referee about all names and number bibs of competitors who failed to appear at the start or caused an aborted start

### **Hand time measuring start**

- the hand timekeeper is responsible for the written record of actual starting times and keepsthem for the case of a possible lap time calculation
- at the end of the first run alternatively the second run and at the end of the race the hand timekeeper gives his documents to the measuring
- his place is directly next to the starting competitor without interfering him

### **Hand time measurement finish**

- the hand timekeeper calculates the actual finish times and keeps them for the case of a possible lap time calculation
- at the end of the first run alternatively the second run and at the end of the race the hand timekeeper gives his documents to the Chief of the times measuring
- his place is on the thought extension of the photocells at the finish

### **Finish judge**

- The finish judge has to be at the finish while all trainings and races.
- supervising the track between the last gate and the finish
- supervising the right passing of the finish line
- treat of the finish run-out
- as the case may be the finish judge should transfer the number bib of the incoming runner to the head of time measurement and accountancy
- he supervises the control post at the finish, the time measurement, and the barrier service
- he must be able to connect to the start every time

### **Track speaker**

He has to publish all relevant information for observers and competitors in English and the particular language



## 3.5. Gate-Judge

Each gate-judges must know the rules of the race irreproachable

Each gate-judges gets a form with the following specifications

- Name of the judge
- Numbers of the allocated gates
- Name of the run (1<sup>st</sup> run or 2<sup>nd</sup> run)

### Principle of statement

Every statement, made by a gate-judge, must be clear and neutral. His behaviour shall be calm, alert, and careful.

### Details about the misconduct by a competitor filled in by judge

- Race number of the competitor
- Number of the gate that was not passed accurately
- Character of misconduct
- Drawing of the mistake done

Misbehavior shall only be announced, if the gate-judge is irreproachable convinced that a gate has not been passed accurately. In the case of a protest, he must be able to explain calm and clear how the mistake has been made.

### Checking of the not accurate passing of the gate

- If the gate-judge thinks that a mistake has been made, he must make observations. He can ask for an expertise from a nearby gate-judge to affirm his notices. He even may ask a member of the jury to interrupt the race for a short time.
- The gate-judge must note the circumstances of the incident on his form and must make it available for the jury after the run.
- The gate-judge must call the competitor to get in touch with a referee or a member of the jury immediately

### Power of judgment

The opinion of the audience may not influence his finding. Furthermore, he may not accept the opinion of witness although he/she is an expert.

### Area of observation

The responsibility of the gate-judge begins with the approach of the competitor to the gate that is checked first and ends with the time the competitor passed the last gate checked by the judge.

### Information for the competitor

- When a competitor is handicapped during his run, he must leave the track immediately and he must inform the nearest gate-judge.
- A competitor can ask a gate judge in the case of a mistake or a fall. On the other hand, the gate-judge is obligated to orientate a competitor after making a mistake that leads to a disqualification.
- The gate-judge must give exact and clear answers to the questions of a competitor or explains him the situation by the following words:  
“Good!” in the case of no disqualification, because the gate-judge affirms the correct passing of the gate. “Back!” in the case of a possible disqualification.

- The competitor is responsible for his actions and cannot hold the judge responsible.
- Above all, the decision that a gate-judge must announce the misbehavior of a competitor immediately can be made.
- The immediate announcement of the misbehavior can be done like this: By raising the flag when the weather conditions are good.  
By an acoustic warning when the weather conditions are bad. By other instruments designed by the aligner or the organizer.
- The immediate announcement does not discharge the gate-judge from filling in the form
- The gate-judge is obligated to inform the members of the jury when demanded.

#### **Duties of the gate-judges after the first and second run**

- Due to the instructions of the jury, the chef of the gate-judges (or his/her representative) must collect the forms from each of the gate-judges after every particular run and hands them in to the TD.
- After the end of the first run, the chef of the gate-judges hands out the forms for the second run.
- Any of the gate-judge that recognizes any kind of misbehavior or is witness of an event that leads to a rerun, must be available for the jury for the time of any protest turning up.
- It is to the TD to release a gate-judge

#### **Additional duties of the gate-judges**

- Poles that do not erect themselves must be put back in position
- Dislocated platforms must be relocated to the areas marked
- Torn-off odd missing gate flags should be replaced
- Broken poles must be replaced immediately according to the colour
- Maintain the area of his supervision
- Keep the track free.
- Remove any signs that were attached by competitors or third persons to the track
- The gate-judge must allocate accredited people to the most favourable place to carry out their duties without interrupting the competitors
- The gate-judge must assure that the instructions and the rules of races, arranged by the jury, are being kept.

#### **Position of the gate-judges**

The gate-judge must choose an isolated position. He must stand on a place where the part of the track. Close enough to interfere immediately, but in a distance where he does not interrupt the competitors

#### **Quantity of gate-judges**

- The aligner is obliged to make available a sufficient number of gate-judges
- At difficult combination of gates or at places where continuous maintenance is needed, an auxiliary person must be allocated to the gate-judge
- In certain cases, the aligner can allocate a number of backup-gate-judges to the chef of the gate-judges. When there is a deficit or congestion, they will be deployed.
- The aligner must announce the number of the available gate-judges for the training and the race.
- The ideal case is 3 gates at max. per judge

#### **Equipment of the gate-judge**

- Bibs, so they can be recognized as gate-judges
- 2 pencils
- Writing case
- Some blank sheets for description of any incidents

- Brooms to clean the track
- Radios(eventually)
- Gate-judge-cards

#### **Catering for the gate-judges**

The aligner must take care for the catering for the judges at their locations

### **3.6. Course Setter**

#### **Nomination of the course setters**

Before the season the WORLD SKATE RAD TC appoints the course settling nation for every particular event

- First run: nomination by the time aligning nation in consultation with the aligning association. The name of the course setter must be told to the WORLD SKATE RAD TC and at this time responsible TD one week before the race date.
- Second run: nomination by the time course settling nation. The name of the course setter must be told to the WORLD SKATE RAD TC and at this time responsible TD one week before the race date.
- The name of the course setter must be told to the team managers meeting by the TDAn athlete

can't be a course setter

#### **Monitoring course setters**

- Racetracks may only be settled under control of the TD or TD-assistant.

#### **Replacement of course setters**

- If a course setter mentioned in the race calendar isn't available, the WORLD SKATE RAD TC appoints an alternative course setter
- The alternative course setter must have the same conditions as the impeded course setter

#### **Rights of the course setter**

- He can make a proposal for changes of the race ground and security arrangements
- He can allocate assistants to help settling the course, so that he can concentrate only on course settling. The course setter assistance cannot be a racer.
- Allocation of the needed material by the head of material
- Completion of the racecourse by return

#### **Duties of the course setter**

- So that the racecourse can be settled according to the skill of the athletes, the course setter makes a pre-inspection of the race ground in attendance of the TD, the race leader, and the slopeboss
- The course setter settles the course under inclusion of essential available safety measures
- Racetrack must be completed no later than 1 hour before the start, so that Operations on the track don't disturb the athletes while their inspection if possible.
- Course settling is only duty of the course setter. He is responsible for abidance by the Race rules and consults with the members of the jury. The course setters have to take Part in this team managers meeting in which it has to be made a report about settled courses.
- Arriving at the point of race.
- The course setter should arrive early enough, that he can unhurriedly settle the course.

### 3.7. Pre-runner

The organizer is engaged to allocate at least two appropriate pre-runners who come up to the regulations of the race rules

In the case of special conditions, the jury can increase the number of pre-runnersThe jury can appoint different pre-runners for every run

The pre-runners have to wear pre-runner bibs

The appointed pre-runners must have the adequate ability to run the track like in a Race

At international races runners dropped out in the first run, can act as pre-runners in the second run if they make an application for it. 2 pre-runners per nations is allowed. In case of many pre-runners, the jury can decide who can be a pre-runner after the athlete's application.

The jury appoints pre-runners and their starting orderAfter a break new pre-runners can be appointed Run times of pre-runners may not be published

#### **Pre-runners info**

When the jury asks for it, pre-runners have to provide information about track conditions, the Sight and routing of the racetrack.

Competitors aren't allowed to be pre-runners.

Competitors who are disciplinary punished are not allowed to be pre-runners.

## 4. INTERNATIONAL COMPETITIONS

### 4.1. International Events sanctioned by World Skate

World Skate may sanction and/or recognize events organized by different bodies or entities, providing those events with dignity of official World Skate recognized events. These events shall be included in World Skate Events Calendar. Sanctioned events are international events not organized directly by World Skate.

Here below the procedure to follow for the sanctioning by World Skate.

An official request must be sent to Sports Department by email ([sportsdepartment@worldskate.org](mailto:sportsdepartment@worldskate.org)) specifying mandatory information:

- Name of the event
- Discipline
- Location, city/country
- Days of the event
- Typology of the event (Continental event, World Event...)
- Number of Participants Esteemed
- Number International Judges/Referees
- Competition Format and Schedule- Which will be the award provided for the competition (Medals, Trophies or Price money)

As Sports Department receives the info requested, they will be sent to the Technical Commission for

the approval of the Chairman. In the case of the positive answer, Sports Department will send the **Terms & Conditions**.

## 4.2 World Championship and World Skate Games

Official language of the WORLD SKATE INLINE SLALOM Technical Commission is English.

The race year lasts from 1<sup>st</sup> January till 31<sup>st</sup> December

### Classes

Competitors start in a **Women class** and a **Men class**

### Age authorization

An Athlete, who is at least fifteen (15) years old at 31<sup>st</sup> of December in the year of the competition, can take part in World Championships and World Skate Games.

World Championship disciplines:

- **Slalom**
- **Giant Slalom**
- **Parallel Slalom**
- **Team Race Slalom (one team per nation)**
- **Team Race Giant Slalom (one team per nation)**
- **Combined Race (Slalom and Giant Slalom)**

#### 4.2.1 Fee

Organizer fee and fee per racer is set from WORLD SKATE.

#### 4.2.2 Authorization

A World Championship can only be approved if at least two disciplines are performed in two days.

#### 4.2.3 Award

Winner is awarded as “Inline Slalom World Champion”.

#### 4.2.4 Quota Regulation

Nation, which representants reached the highest sum of World Cup points among the first 15 classified racers in Overall Standing in the category of men during the previous year, has a quota of 35 racers in this category. Other nations have a quota of 15 racers in this category. Nation, which representants reached the highest sum of World Cup points among the first 15 classified racers in Overall Standing in the category of women during the previous year, has a quota of 35 racers in this category. Other nations have a quota of 15 racers in this category.

## Nations quota

Nation	Women	Men
Best nation	35	35
Other nations	15	15

The World Champions from last Championships have a fixed place in their discipline regardless of the quota system.

For the nation of organizer, the start rate increased by a total of 30 start-places for the organization.

All racers in both categories who finished the first run of SL and GS according to valid rules can start in 2<sup>nd</sup> run without limit (the limit 40m-40w from WC is not applied).

### 4.2.5 Timetable

To each nation is given a timetable

### 4.2.6 Mixed Zone

It should be set up in the finish area a mixed zone. Athletes, coaches, officials, and media have entrance to this area.

### 4.2.7 Doping Control

It is performed after the doping control regulations of WADA.

Have selected for doping control are athletes is the meeting point in the mixed zone

### 4.2.8 Award ceremony

Place 1- 3 medals

Place 4-10 presents

### 4.2.9 Sponsorship

The sponsors of the WORLD SKATE RAD TC must be presented in accordance with the prize giving ceremony

### 4.2.10 Team managers Meeting

The Team managers should be conducted one day before the World Championship.

### 4.2.11 Participation and Accreditation managed by World Skate

World Championships are open to all the national teams of the Federations, which are members of World Skate, who have regularly paid their fees and have given confirmation of their participation according to the terms established by the Technical Commission.

The national Federation must confirm its participation thirty (30) days before the beginning of the World Championship and must complete the registration on the official World Skate platform ([www.worldskate.org](http://www.worldskate.org)) within the deadline.

All the skaters must be members of their National Federation and must be covered by a federal or personal insurance.

There should be an accreditation for all officials, coaches, athletes and media. The participating nations must give the number of necessary accreditations to the organizing club

announced. Only people with accreditation have access to the track, especially during the course inspection.

#### 4.2.12 Video documentation

The organizer of World Championship or World Skate Games must provide a video documentation on the whole track during the whole race. This video has to be broadcasted live.

### 4.3 Continental Championship

Can be organized annually. Continental Championship is organized and awarded during the WORLD SKATE-World Ranking race. Only athletes who have “Active” status are allowed to take part in international competitions. Continental Championship cannot be organized and awarded during a WORLD SKATE-World Cup Race

#### 4.3.1 Fees

**Organizing fee is 300€ for Continental Championship per race.**

**Entry fee per racer per race is maximum 15 € (The entry fee is paid to the organizer).**

Continental Championship disciplines:

- **Inline Slalom**
- **Inline Giant Slalom**
- **Inline Parallel Slalom**
- **Inline Slalom Team Race (one team per nation)**
- **Team Race Giant Slalom (one team per nation)**
- **Inline Slalom Combined Race**

#### 4.3.2 Age Start Authorization, Awards

Optional categories for awarding (depend of organizer and WORLD SKATE IS TC decision) :

- **Open/Overall Continental Championship**  
start authorization -> no age limit  
It is awarded “Inline Slalom *Continental* Champion” in both classes
- **Continental Children Championship**  
start authorization -> at least eleven (11) and maximum fourteen (14) years old at 31st of December in the year of the competition.  
It is awarded “Inline Slalom *Continental* Children Champion” in both classes
- **Continental Juniors Championship**  
start authorization -> at least fifteen (15) and maximum eighteen (18) years old at 31st of December in the year of the competition.  
It is awarded “Inline Slalom *Continental* Juniors Champion” in both classes.

- Continental Seniors Championship  
start authorization -> at least nineteen (19) and maximum thirty-nine (39) years old at 31st of December in the year of the competition.  
It is awarded “Inline Slalom *Continental Seniors Champion*” in both classes.
- Continental Masters Championship  
start authorization -> at least forty (40) years old at 31st of December in the year of the competition.  
It is awarded “Inline Slalom *Continental Masters Champion*” in both classes

The Continental champions from last Championships have a fixed place in their discipline regardless of the quota system.

For the nation of organizer, the start rate increased by a total of 30 start-places for the organizer nation.

All racers in both categories who finished the first run of SL and GS according to valid rules can start in 2<sup>nd</sup> run without limit (the limit 40m-40w from WC is not applied).

#### **4.3.3 Timetable**

To each nation is given a timetable

#### **4.3.4 Mixed Zone**

It should be set up in the finish area a mixed zone. Athletes, coaches, officials, and media have entrance to this area.

#### **4.3.4 Doping Control**

It is performed after the doping control regulations of WADA.

Have selected for doping control are athletes is the meeting point in the mixed zone

#### **4.3.5 Award ceremony**

Place 1- 3 medals

Place 4-10 presents

#### **4.3.6. Sponsorship**

The sponsors of the WORLD SKATE IS TC must be presented in accordance with the prize giving ceremony

#### **4.3.7 Accreditation**

There should be an accreditation for all officials, coaches, athletes and media. The participating nations must give the number of necessary accreditations to the organizing club announced. Only people with accreditation have access to the track, especially during the course inspection.

#### **4.3.8 Video documentation**

The organizer of Continental Championship must provide video documentation on the whole track during the whole race. This video has to be broadcasted live.



## 4.4. World Cup

World Cup disciplines:

- Inline Slalom
- Inline Giant Slalom

### 4.4.1 Age Start Authorization

start authorization -> at least thirteen (13) years old  
at 31st of December in the year of the competition.

It is awarded "Inline Slalom World Cup Winner" in both classes

### 4.4.2 Quota Regulation

Nation, which representants reached the highest sum of World Cup points in the category of men during the previous year, has a quota of 35 racers in this category. Other nations have a quota of 15 racers in this category.

Nation, which representants reached the highest sum of World Cup points in the category of women during the previous year, has a quota of 35 racers in this category. Other nations have a quota of 15 racers in this category.

Quota:

Nation	Women	Men
Best nation	35	35
Other nations	15	15

**For the nation of organizer, the start rate increased by a total of 30 start-places for the organizer nation.**

The limit 40m-40w best racers from the 1st run is applied for the 2nd run. A starting-list for the second run must be announced in time and must be available in a sufficient quantity.

The valuation for the list of results is the addition of both valued runs

All WC races are to be included in WC point list, no cancellations (no reduction or elimination of results).

Women		Men	
Rank	Points	Rank	Point
1.	100	1.	100
2.	80	2.	80
3.	60	3.	60
4.	50	4.	50
5.	45	5.	45
6.	40	6.	40
7.	36	7.	36
8.	32	8.	32
9.	29	9.	29
10.	26	10.	26
11.	24	11.	24
12.	22	12.	22

13.	20	13.	20
14.	18	14.	18
15.	16	15.	16
16.	15	16.	15
17.	14	17.	14
18.	13	18.	13
19.	12	19.	12
20.	11	20.	11
21.	10	21.	10
22.	9	22.	9
23.	8	23.	8
24.	7	24.	7
25.	6	25.	6
26.	5	26.	5
27.	4	27.	4
28.	3	28.	3
29.	2	29.	2
30.	1	30.	1

Particular Results - Points of Valuation

#### 4.4.3 The apportioning of the prize money

For the particular standing the “WORLD SKATE Inline Slalom World Cup”, MEN/WOMEN (Overall)-Continental Championships and World Championships Races (not Team Race) Organizer makes minimum 660€ available for prizes. Other prizes are up to organizer.

Position	Women	Men
1.	100 €	100 €
2.	80 €	80 €
3.	60 €	60 €
4.	40 €	40 €
5.	30 €	30 €
6.	20 €	20 €

For the overall standings the WORLD SKATE Inline Slalom World Cup” makes 3000 € available for prizes.

Position	Women	Men
1.	400 €	400 €
2.	300 €	300 €
3.	200 €	200 €
4.	150 €	150 €
5.	100 €	100 €
6.	90 €	90 €
7.	80 €	80 €
8.	70 €	70 €

9.	60 €	60 €
10.	50 €	50 €

#### 4.4.4 Video documentation

The organizer of the World Cup must provide video documentation on the whole track during the whole race. This video has to be broadcasted live.

### 4.5. World Ranking Races

#### 4.5.1 Fees

No organizer fee

Entry fee per racer per race is up to organizer (The entry fee is paid to the organizer).

#### 4.5.2 Age Start Authorization

no age limit

Quota Regulation - No quota regulations

## 5. TECHNICAL RULES

### 5.1. Inline Slalom Track (Course)

#### Basic elements of a track

- Start Area
- Start / Start Constructions
- racetrack
- Time range / timing
- purpose / goal structures
- Target Sales

#### Technical elements

- Start- and finish devices
- Measuring devices
- Advertisements for sponsors
- Wired connections
- Slalom poles with platforms
- Safety Barriers have to be continuously on both sides of the track.
- Safety equipment
- Stereo System

#### Material needed

The head of material and technical constructional systems has to prepare following things

- Slalom poles in two different colours
- Enough platforms
- A corresponding number of flags, compatibly to the slalom pole
- Chalk or tabs for marking the poles
- Chalk or colours for marking the position of the poles
- Barrier material: metal bends are forbidden. Only plastic bends and nets are allowed.

- Rebound mats

#### **Pole designation**

Position of the slalom poles must be marked well visible with colour or chalk which remains visible during the whole race

#### **Pole numbering**

The poles must be numbered consecutively from the top of the track to its end and the numbers have to be fixed at each pole or fastening slab or written next to the fastening slab. Start and finish are not included.

#### **Reserve poles**

- The chief of the track is responsible for the right storage and availability of enough reserve poles.
- The poles must be seated so that they do not endanger or confuse athletes.

#### **Blocking the track**

- When the positioning of the poles has begun, the racetrack is blocked. In this time the athletes are not allowed to be on the track.
- Coaches, team managers and service personal etc. who are allowed to be on a blocked track, have to be appointed by the jury
- The jury or the OC can block the track or parts of it off the official training and race times for arranging it, athletes, coaches etc. are not allowed to be there in this time.

#### **Changing the racetrack**

- Nobody, except by instruction of the jury, is entitled to change poles, markings, flags or security facilities or break them down
- When the track is changed less than 1 meter in all directions, the track doesn't have to be inspected again.

### **5.1.1 Type of poles / Restrain system**

- Restrain-system: Only restrain-system with maximum height of 9 cm after tilt over is allowed
- Tilt-poles: Only tilt-poles of a common construction are allowed

### **5.1.2 Time Measurement**

#### **Connections**

During all races, there must be a wired connection between start and finish. At international races there has to be a second one. It doesn't have to be wired.

#### **Electrically time measurement**

At all races, a time measuring system which catches milliseconds has to be used

#### **Turn on time**

The time measuring system must be turned on within one hour before the race starts

### **Assembling of the time measuring system (start)**

Two poles which are ca. 90 cm away from each other are needed. They must be well fixed. The escapement must be fixed at the high of the competitors' knees and must not be changed during the race. If it needs to be changed during a race, an identical Equipment must be used in the same position.

### **Assembling of the time measuring system (finish)**

Photocells of the time measuring system have to be fixed on pickets which must be oriented towards the slalom pole boundaries.

They have to be installed like this, that the ray catches the passing competitor somewhere between his ankle and his knees

The line between the photocells must be marked with colour

Before turning on time, the checking of the complete time measuring system for assured function and right placement happens together with the TD.

### **Safeguarding**

The time measuring system must be assembled like this, that competitors won't be in danger.

### **Time measuring**

- Start  
The exact point in time, when the shank crosses the starting line must be recorded by the time measuring system. (Pushing the starting bar activates the time measuring system).
- Finish  
With electrically time measurement, the clock stops when the competitor crosses the finishing line and breaks the ray of the photocells.  
If a competitor falls and doesn't grind to a halt the clock can be stopped without both Feet crossing the finishing line. The measured time is valid when the competitor immediately crosses the finishing line after this.

The official print tape has to be signed by the TD and kept by the chief of the time

If the official printer allows a hand time input or correction, there must be a printed mark of distinction (asterisk or the like) which shows the correction on all time measure documents

### **Hand time measuring**

Hand time measuring, completely separated and independent from electrically time measurement, must basically be used. Stopwatches and battery-operated time measure apparatuses, which are equipped at start and finish and are able to measure at least hundredth seconds, are adequate. Print tapes, measured automatically or by hand, have to be directly available at start and finish.

### **Synchronization**

They must be synchronized before the beginning of each run. Preferentially with the same time as the electrical system.

### **Corrected hand time measuring**

In each case of failure of electrical time measurement, the corrected hand measuring counts.

### **Interpretation of times measured by hand**

Times measured by hand may be taken up to the official ranking after being corrected

### **Calculating the correction**

The difference between the hand time and electronically measured time is calculated by the 5 former and the 5 following times of the competitor without the electronically measured time, or maybe by the 10 closest. The total of the 10 differences is divided by 10 and as a result you get the needed correction for manually taken time of the competitor without electrically measured time.

### **Announcement of times**

Aligners have to organize adequate facilities for permanent acoustic and visual announcement of calculated times.

Loudspeakers shouldn't be installed near the start or time measuring system, if possible.

## **5.1.3 The Start**

### **The starting area**

The starting area is to barrier that there can only be the starting competitor in company of one particular coach and the functionaries working at the start. It must be protected against unfavourable environmental conditions.

### **Starting place**

A separate place has to be made next to the starting area for coaches, team managers, service personnel etc. next to the starting area, where they can prepare for the race together with the competitors unhindered.

### **Starting ramp**

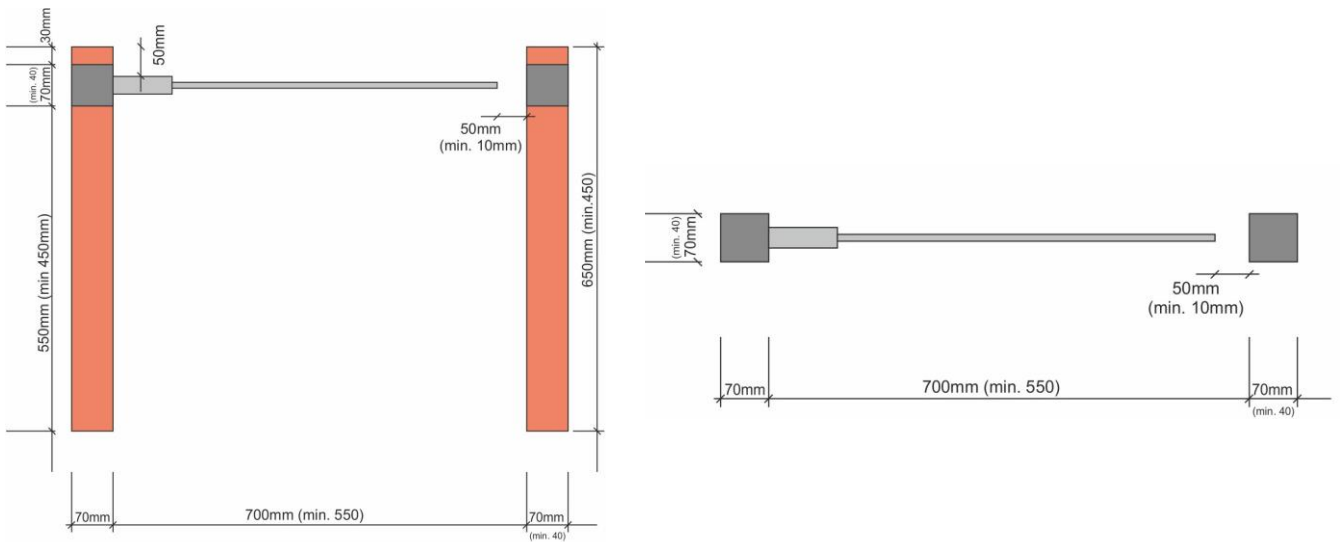
The starting ramp should be built for a calm wait to the starting command. Breaks should not touch the ground.

In Slalom WC, WCH, Continental CH and WRG there has to be a starting ramp, minimum 1,5m high. But in rainy conditions, Jury will decide.

There has to be some protection next to the ramp.

### **Starting gate**

The starting gate must be at least 45 cm high and at most 65 cm high. The rest of dimensions have to comply the following scheme.



### Handling of the start

Behind the starting competitor there must be neither a functionary nor a tutor who advantages or interferes the start. Any help of others is not allowed.

The starter mustn't touch the competitor. At the disposition of the starter the competitor has to put his ski poles into the therefore intended position. Competitors without ski poles start without any help.

### Delay at the start

A competitor who isn't at the start at his time will be disqualified. But the starting judge can excuse a delay if in his opinion it is caused by upper might.

Material defects or personal indisposition are not caused by upper might. In cases of doubt the starting judge may afford the start under reserve.

The starting judge makes decisions in this regard and has to report name and number bib of the competitors, who weren't allowed to start because of delay or rather were allowed to take part in the race in spite of delay, or when they were allowed to start under reserve, to the TD.

### Starting command

All starting commands have to be said in English.

### Starting command at starts with start watch

The starter gives a sign to every competitor 10 seconds before the start: "10 seconds!" 5 seconds before the start he counts: "5, 4, 3, 2, 1" and then he gives the starting command: "Go!" preferable a hearable sign should be used. The starter must give the competitor the opportunity to see the start watch.

#### **Starting command without start watch**

“Start number.....?” “Ready-Go”

“Runner started, next runner with the starting number....”

#### **Valid start and false start**

At the start of races with a fixed starting time, the competitor must start after the start-signal. The starting time is valid if the competitor leaves start within following limits: 5 seconds before and 5 seconds after the fixed starting time. Every competitor who doesn't start within this period will be disqualified.

The starting-judge has to report the numbers of the competitors who did a false start or broke the starting-rules to the TD.

#### **5.1.4 The finish area**

The finish area is located at a well visible place, is invested adequately broad and long and has a softly outbound finish drive. At the end of the finish drive there can be put a big mat. The finish area must be completely blocked, but the security of competitors must be kept. Unauthorized people are not allowed to enter the finish area.

A stay ground which is separated from the real finish area must be arranged for those competitors who finished the race. There it should be possible to meet the present media. Finish-areas should be safe, that the safety of the competitors is kept.

#### **The finish line and its markings**

- the finish line is marked by two tapes or similar at both sides
- the distance between the two tapes is at least 5 meters
- above the finish line a banner that says “finish” can be added
- the finish line itself shall be marked with appropriate colour.

## **5.2. Race Administration**

### **5.2.1 Team managers-meeting**

At every international race a team managers meeting has to take place. Ideally, this meeting shall take place about 80 minutes before the start, or one day before. The TD takes the chair.

#### **Compulsory attendance**

- Team manager
- Chief of the race
- Leader of the medical employees
- Functionaries of organizer and presenter
- Journalists can also participate

### **5.2.2 Interruption of the race by a functionary at the track**

To carry out maintain works on the track, to grant a fair and regular race



### **By the jury**

When rain starts to fall, the race is interrupted once. During the interruption the competitors can adjust their equipment to the new weather conditions.

In changing weather conditions, organizer should prepare equal conditions. Racetrack should be dried. It could be also flooded with water. Decision is made by the jury in cooperation with the organizer.

### **5.2.3 Continue after interruption of the race**

The race continues with the first racer in the category.

The all-clear is made by the jury after the inspection of the track.

### **5.2.4 Cancellation of the race**

When changing conditions come up that a regular realization of the race cannot be granted. An interruption that is caused by a repeating reason can lead to a cancellation

If a race is interrupted during the first run and cannot be finished on the same day, it is to be handled like a cancelled race.

Rain is no reason for a cancellation.

When there are extreme weather conditions, the jury can cancel the race in cooperation with the team managers.

After a cancellation, the entry fee is not paid back by the aligning association. Cancelled Races will not be valued to the ranking list

When there are two runs and the race is cancelled during the second run, the first run can be counted as the result of the race.

This shall be announced in the meeting of the team managers.

There will be no World Ranking points awarded only at the ranked passage. WC-points are fully awarded only on the ranked passage.

#### **Announcement of the cancellation**

If a race is cancelled before the day of the race, it is to be announced immediately.

- To the TD of the WORLD SKATE IS TC
- To the TD who is divided.
- If possible to all subscribed associations, national associations, nations.

#### **Possible reasons for a cancellation before the day of the race**

- A regular execution of the race cannot be granted due to the surface of the track
- When the track does not refer to the regulations that were made in advance.

### **Possible reasons for the cancellation on the day of the race**

- When the track departures from the regulations that were made in advance
- When ambulance is insufficient or missing
- When the weather conditions disallow the beginning of the race
- Insufficient number of gate-judges
- When the time measure device does not refer or refers only particularly to the regulations of the WORLD SKATE IS TC
- When the analysis-program does not refer to the regulations of the WORLD SKATE IS TC

### **Cancellation of a race weekend**

- By the organizing club  
The cancellation is only possible in close cooperation with the national organizing association. This leads to a rejection of the WORLD SKATE IS TC further instruct. The organizing National Federation must be within a very short time a replacement club is carrying out a race weekend. The WORLD SKATE IS TC shall be informed promptly.
- The national federation  
The organizing National Federation may cancel a race weekend. The organizing national federation must appoint a replacement within the shortest possible time association with the implementation of a tournament weekend. The WORLD SKATE IS TC shall be informed promptly.

### **5.2.5 Drawing**

A list of all valid starts must be made available by the point administrator. Women start first, men second. The next WC- race the ranking is reversed. The drawing is to be made after the international points gradient towards the person with most points. The drawing must be made one day before the race. For evening-races the drawing has to be made in the forenoon at latest. In the case a competitor is subscribed and drawn for a race, he may not participate in other races.

### **Entry Fees**

Entry fee is paid to the organizer before the race. The sum of entry fee is specified in respective articles (WCH, WRG, ECH, WC, WR race) Every registered racer must pay the entry fee. Racer do not have to pay the entry fee if he provides a medical document proving he is unable to start due to an injury or illness.

### **5.2.6 Official Lists**

Official starting list for the 1<sup>st</sup> Run

Sufficient number of final start lists is recommended for all nations Body of the official start-list

### **Header**

- Name of the organizer
- Name of the aligner
- Discipline
- Category of the race
- Mention of the jury by names
- Used time-measure-equipment
- Valuation of the race
- Date of the race

- Name of the track
- Official starting-time 1<sup>st</sup> Run, 2<sup>nd</sup> Run
- Track-Setter 1<sup>st</sup> Run; 2<sup>nd</sup> Run

#### **Middle part**

- Number of the competitor
- Forename and name of the competitor
- Association
- National Association
- Nation
- Rank list points

At the top, left and the right border of the sheet space can be used for the sponsors and the aligners. It can also be a separate cover

#### **Official Starting list for the 2<sup>nd</sup> Run**

- Name of the organizer
- Name of the aligner
- Discipline
- Category of the race
- Mention of the jury by names
- Used time-measure-equipment
- Valuation of the race
- Date of the race
- Name of the track
- Official starting time
- Official start time
- Race statistic

At the top, left and the right border of the sheet space can be used for the sponsors and the aligners. It can also be a separate cover.

#### **Official result-lists**

- The official result-lists are being prepared with the times of the valued participants
- If two competitors have the same lap time, the competitor with the higher starting- number is mentioned first in the rank-list.
- Combination-results are made by addition of the times of the particular disciplines. The official and signed (by the TD) results-lists are published on the website of the WORLD SKATE IS TC
- If the aligning association has the possibility, it can make an official and signed (by the TD) result-list for every nation.

#### **Body of the official results-list**

##### **Header**

- Name of the organizer
- Name of the aligner
- Discipline
- Category of the race
- Mention of the jury by names
- Used time-measure-equipment
- Description of the race site
- Weather conditions

- Name of the track
- Length of the track
- Names of the track-setters, first and second run
- Number of gates, first and second run
- Starting times, first and second run

#### **Middle part**

- Positioning
- Starting number
- Forename and name of the competitors
- Association
- National Association
- Nation
- Time
- Rank list points

#### **Footer**

- Race statistic
- Sign of the TD

At the top, left and the right border of the sheet space can be used for the sponsors and the aligners. It can also be a separate cover

Addition for starting-, result- and rank lists

- Specification of the belonging to the national associations only at national championships
- Specification of the nationality only at international races.

#### **5.2.7 Calculation of the results Starting cards**

Keeping a starting card is inalienable.

The analysis must be done by an analysis-program that is approved by the aligning country.

#### **Unofficial times**

- The times taken by the time-measure must be displayed as unofficial times on a panel. They should be understood by competitors and the media
- The times shall also be announced via the loudspeakers.

#### **Official times**

- The unofficial times must be published rapidly at the official billboard at the start or at the finish line before the start of inspection of second run and organizer has to inform competitors about result appearance
- From this time on the unofficial times count as official times.
- By the time of publishing, the protest-period begins.

#### **5.2.1 Starting sequence Starting Order**

##### **Women**

- First Run:  
The one with most WR points starts first up to the one with the fewest points.
- Second Run:  
Beginning with the slowest (time taken from the first run) in ascending order to the fastest

## Men

- First Run:  
The one with most WR points starts first up to the one with the fewest points.
- Second Run:  
Beginning with the slowest (time taken from the first run) in ascending order to the fastest

The limit 40m-40w best racers from the 1st run is applied for 2nd run a starting-list for the second run must be announced in time and must be available in a sufficient quantity.

### 5.2.2 Passing of the gates

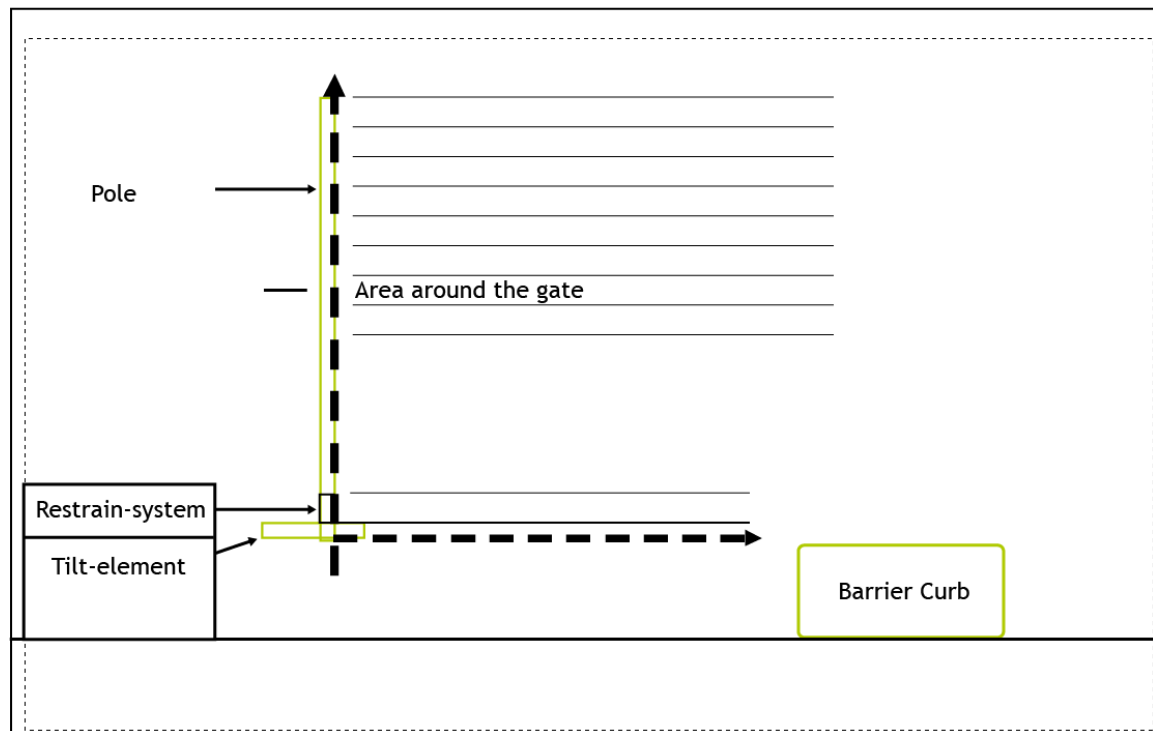
Competitor passes the gate correctly when both his skates cross the vertical line between the pole and the barrier curb.

Delay gates are passed from the same side, they have the same colour.

#### The area around a gate/ gate-line

- The imagined horizontal line begins at the tilt-element of the pole and ends at the barrier or curb at the outside of curve
- The imagined vertical line begins at the tilt-element of the pole.

#### The area around a gate



### 5.2.8 Prohibition of driving on

When a gate is not passed accurately

- If a competitor did not pass a gate accurately and decides not to go back, he is not allowed to pass the following gates.
- If a competitor in the discipline Slalom doesn't pass a gate accurately, he can go back and continue his run at the gate where the mistake happened. In discipline Giant-Slalom the competitor is not allowed to go back and continue the race. But when the gate is passed correctly, namely while falling, then the competitor can continue the race.
- For this the competitor must make a bow above the gate.

- If the physical gate is moved from its marked position during competitor's run, the competitor must make a full bow around the marked position of the gate on the ground, not the physical gate.
- The aim of driving on must be clearly visible
- If the runner defies this prohibition, in addition to a disqualification, a disciplinary punishment can be given to him.
- The dropped out or disqualified competitor should carefully go to an exit at the border of the track or the finish

After a fall with following medical treatment

If a competitor falls and gets medical treatment, he isn't allowed to continue the run.

### 5.2.9 Competitor's re-run Requirements

A competitor that is interfered during the race, must stop promptly after the interference, leave the cruising range, and ask the allocated gate-judge or a member of the jury for a rerun. This demand can also be made by the team manager or coach.

The application for a rerun can only be granted or denied by the jury

If the TD or other members of the jury can't demand the responsible functionaries for the permission for a rerun, the TD or another member of the jury can ask for a provisional rerun in order to avoid a delay. This run is only valid if it is affirmed by the jury ex post.

#### Reasons for an interference

- Blockade of the track by a functionary, by an observer, by an animal, by a fallen competitor, by items
- Actions of accident service
- Missing gate
- Other similar incidents, independent from the will and the abilities of the competitor that affect a slowdown on the effective track and so influence the result if a competitor.
- When all available time measuring devices do not work
- Changing of the weather conditions during the race are no reason to grant a rerun

#### Validity of the re-run

The provisional or granted run keeps its validity

#### Denial of a re-run

- If a competitor was disqualified before his legitimated rerun, no rerun is granted
- If a competitor keeps on driving after interference, he has no right to demand a rerun.
- The competitor can, after informing the starting-judge, according to the decision of the starting-judge, start at the end of the recently started group.
- If a competitor falls and moves in the process the restraining system and the gate (the movement of the restraining system is competitor's fault), competitor cannot have a re-run. If the competitor wants to continue his race, he must go back and take a bow around the mark on the ground, not around the actual gate, if it is not at the marked place (in the case, that he had not passed the moved gate accurately).
- 

## 5.3 General rules of the competitions by Discipline

### 5.3.1 Slalom

### **Technical Specifications**

- A slalom gate consists of a tilt-pole with a fixation-system
- The distance from pole to pole may not be less than 3m and not more than 8m.
- Not less than 30 gates and not more than 60 gates in 2 different colours
- Slalom must consist of horizontal (open) and vertical (blind) gates.
- Must feature one at minimum and three at maximum vertical combinations, consisting of three or four gates
- When possible 1-3 hairpin combinations
- The distance between the start and the first gate is measured from the end of the ramp.

### **Grade**

The track must have a gradient of 6 % up to 15 % on average.

### **Width of the track**

The track should be about 5m broad

### **Arrangement of the track**

- Avoidance of monotonous series of standardized combination of gates
- Gates that force the competitors to abrupt braking should be avoided. They interfere the fluent driving without any difficulties that a modern slalom track contains
- It is considered best to place a gate, which allows the competitors to pass the following combination controlled, in front of the difficult combination.
- The first two and the last two gates must be open gates and no combinations.
- The last gates shall be so fast so that the competitors can pass the finish line very fast.
- The final gate is not placed too close to the finish line. It directs the competitor to the middle area of the finish line.
- The last gate should be set so that the risk of gate faults minimized

### **Checking of the slalom track**

After setting the track by the track-setter, the jury must check the track for the preparations agreeable to a race

- Fixation of the poles in the fixation system
- The sequence of the colours must be kept
- The positions of the gates must be marked
- The gates must be numbered
- The backup-poles must be available and stored appropriate
- Start and finish must be according to the regulation

### **Completion of the track**

The track must be prepared for race 1.5 hours before the official start

### **Locking of the track**

The track stays locked on the day of race until the inspection

### **Inspection of the track**

The competitors are allowed to familiarize with the final track.

### **The way of the inspection**

The competitors must inspect the track without skates and have to carry starting number with them. The inspection is made from start to finish.

**Time of the inspection**

- The time of the inspection is announced by the jury via loudspeakers.
- The duration for the inspection is 25 minutes. The jury can change that.
- The track must be cleared 15 minutes before the official start

The starting order is subject to alteration. Changes are made by the judges considering track-and weather conditions

The limit 40m-40w best racers from the 1<sup>st</sup> run is applied for 2<sup>nd</sup> run. A starting list for the second run must be announced in time and must be available in a sufficient quantity.

**All-clear:**

- The all-clear gives the TD at the beginning of the race
- The all-clear during the race gives the head of time-measuring

**Start-intervals**

The start-intervals must be chosen the way that the security is assured

The start-intervals must be chosen the way that there is enough time for the gate-judges the track-staff to carry out their work according to the regulation.

The jury can allow the starts in irregular intervals.

If TV crew or livestream is present, the starting distance of at least the last 10 runners (or 5 runners in categories) is at least 15 seconds. This is measured from the finish line of the previous runner.

**Valid start and false start**

After „Go,” the competitor must start within 10 seconds. The start is valid when the regulations were kept.

**Execution of the slalom**

Slalom must always be executed in two different ways.

**Starting order**

See Art. 23.

**5.3.2 Giant Slalom Technical Specifications****• Gates**

A Giant Slalom consists of the two tilt-poles with a fixation system and a cloth spanned between. The cloth should get released from the pole in the case of too heavy contact. The cloth has to be attached to the gate through the Velcro system. It cannot be attached only as a slip-on. The cloth on the gate must be maximum 140 cm high.

- Space between the gates
- The distance from one tilt-pole to the other tilt pole may not be less than 10m and not more than 15m.
- Delay gates

In case, that two consecutive gates are passed from the same side (delay gate), they have the same colour.



The distance between delay gates has to be minimum 5m.

- Number of gates  
Not less than 20 gates and not more than 35 gates in 2 different colours
- Combination of gates  
A Giant Slalom contains a rotation of big, middle a small radius. The competitor must have a freedom of choosing his trail between the gates.
- The distance between the start and the first gate is measured from the end of the ramp. Distance remains the same, 10-15m.

#### **Grade**

The track must have a gradient of 6 % up to 10 % on average.

#### **Width of the track**

The track should be about 5 m broad.

#### **Arrangement of the track**

- Gates that force the competitors to abrupt braking should be avoided. They interfere the fluent driving without any difficulties that a modern slalom track contains
- The final gate is not placed close to the finish line. It directs the competitor to the middle area of the finish line.

#### **Checking of the Giant Slalom track**

After setting the track by the track-setter, the jury must check the track for the preparations agreeable to a race

- Fixation of the poles in the fixation system
- The sequence of the colours must be kept
- The positions of the gates must be marked
- The gates must be numbered
- The backup-poles must be available and stored appropriate
- Start and finish must be according to the regulation of the WO

#### **Completion of the track**

The track must be prepared for race 1.5 hours before the official start

#### **Inspection of the track**

The competitors are allowed to familiarize with the final

#### **The way of the inspection**

The competitors must inspect the track without skates and have to carry starting number with them. The inspection is made from start to finish.

#### **Time of the inspection**

- The time of the inspection is announced by the jury via loudspeakers.
- The duration for the inspection is 40 minutes. The jury can change that.
- The track must be cleared 15 minutes before the official start

Only the jury can change the starting order while changing the weather- track conditions

The limit 40m-40w best racers from the 1<sup>st</sup> run is applied for 2<sup>nd</sup> run a starting-list for the second run must be announced in time and must be available in a sufficient quantity.

### **Starting order**

All-clear:

- The all-clear gives the TD at the beginning of the race
- The all-clear during the race gives the head of time-measuring

### **Start-Intervals**

- The start-intervals must be chosen the way that the security is assured.
- The start-intervals must be chosen the way that there is enough time for the gate-judges the track-staff to carry out their work according to the WORLD SKATE RAD TC-regulation.
- The jury can allow the starts in irregular intervals
- The starting distance of the last 20 runners must be 60 seconds. Measured from the finish line of the previous runner. Only when TV is on the track.

### **Valid start and false start**

After „Go” the competitor has to start within approximately 10 seconds. The start is valid when the “WORLD SKATE IS TC” - regulations have been applied correctly.

### **Arrangement of the GS**

A GS always has to be done in two runs. If it possible in two different runs.

If a competitor in giant slalom doesn't pass a gate accurately or fell, he cannot go back and continue his run.

### **Limits in the second run**

The jury can reduce the participants in the second run. The condition is that the limit in the invitation or at the official billboard was shown.

It also can be advertised in the meeting of the team managers previous the drawing.

A GS can also be valued in one round when no second round could be completed after decision of the jury.

Starting order see Art. 23

### **5.3.3 Parallel Slalom Term**

A parallel event will be simultaneously on two adjacent competitors distances driven. The courses must be as accurate as possible in the horizontal and vertical the same.

### **Parallel races will be played as SL or GS.**

Both racecourses are set up in each of two different colours.

### **Number of gates**

Minimum of 20 gates, a maximum 35 gates Line width at least 6 m

### **Start condition**

Each runner must have a starting pass and have signed a declaration of athletes

### **Qualification**

One run race for all women and men

Number of qualifiers for 32er parallel slalom structure:

It will qualify a maximum of 32 women and 32 men with the best result time from qualification race.

32er parallel slalom structure is based on results from qualification run.

### **Start list**

- There is qualification start list for women and men.
- There is 32er parallel slalom structure start list for women and men.

### **Inspection**

- **Type of inspection**

Competitors must see the course without skates and landscaped with starting number.

The tour can be done from top to bottom and from bottom to top. This is at the discretion of the jury.

- **Inspection of the track**

The start and end time of the inspection by the jury will be announced over loudspeakers. Unless otherwise decided by the jury, the inspection time 20 minutes.

30 minutes before the official start time is to clear the route.

- **Start**

The launch will be chaired by the chief of the start. For this purpose, built directly into the middle in front of or behind the two canopy doors as a podium from where he can survey the entire launch. It has two start assistants each time to help the contestants in their predetermined start position.

The starter sets the start command

- **Start team (Parallel)**

1 start judge (who assesses the correctness of the starting and opening the start doors) 1 start assistant

1 chief of the start

### **Release the start**

Cleared by the TD, in the further consequence of the chief of timekeeping.

### **Start machine**

- Two doors start: An electrical control system opens the lock (electromagnet).
- Manual operation is permitted
- Simultaneous launch of both competitors must be ensured.

### **Lateral distance**

The launches will be built with at least 3 m distance from each other.

### **Measurement of time**

The running times are measured electronically, without exception, and thousandths. The respective organizer or organizers, however, remains free to decide whether the time differences over the total measurement time or differential measurement can be determined. The presentation of results but must identify the time difference.

### **Start command**

He first asks: "ready red?" The red on the course start and then ends with "blue ready?" in the blue end of the course start. Only once have answered the end of "yes" answers, given the command "Attention" - "Go". When "Go" can also sound an audible signal, simultaneously opening the doors or start the fall board. In both cases, the competitors start within 5 seconds after the start signals.

### **Triggering of starting gates**

The opening of the starting gates is triggered by an electrical pulse at the same time for both contestants.

### **Starting Order**

The starting order is according to the overview from top to bottom.

All groups take the first one after the first, and then the second run. The lower starting number graduated first the red course, the higher the blue course. In the second pass will be exchanged. With this system all rounds of the finals start.

### **Repetition of the start**

If the starting devices have been shown to a technical error, the start is repeated.

### **Disqualifications**

- If the competitor does not affect the at least one skate.
- False start
- The competitor does not have both sticks in the designated and marked areas.
- Changing from one course to another
- Intentionally or unintentionally obstruct the opponent
- Gate faults
- Racer is disqualified when he breaks through the start doors before they are opened.
- If the racer is DSQ or DNF in the first run, he will start in second run with **1 second** penalization.
- When the racer is DSQ or DNF the second run, he loses. If both racers are DSQ or DNF in the first run, they will start the second run and the racer, that passed shorter part of track without mistake will be penalized with **1 second**
- If both the racers are DSQ or DNF during the second run, the result from the first run is decisive.
- If both the racers have same time in the first run and neither of them passes the second run (DSQ or DNF), the winner is the racer, who passed the longer section of the track without mistake.
- If one of the racers does not get on the start and does not announce his resigning, he loses the race. The other racer cannot start. Test run is forbidden.

### **Protest / Protest Deadline**

Protests must be declared immediately after the announcement of their results

### **Finish**

The finish systems are symmetric.

The photocell must be mounted on a line.

Each goal is characterized by a two poles band representing a "the finish gate". Each of these must be at least 3 feet wide. The poles of the inner side by side.

After the finish line, the finish area must be divided into two separate tracks (following the setting of the parallel slalom track). There must be a line made of plastic cones at least 6 meters long. The dividing line must not pose a threat to competitors' safety, therefore the cones must be easily movable.

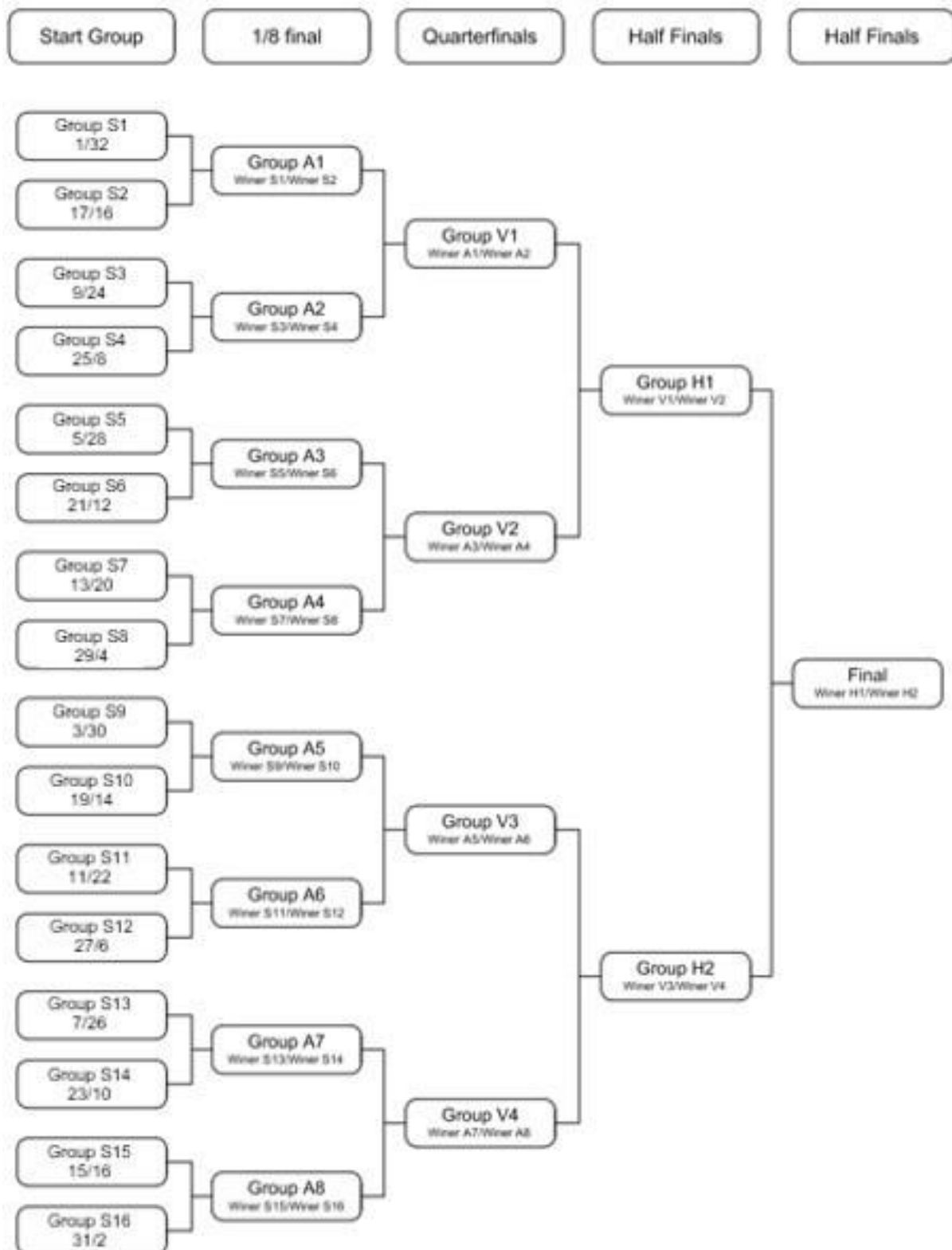
The finish line shall be marked

### **Numbers**

The competitors will race numbers and keep them until the end of the contest. Free ticket

Have a free ticket the competitors must attend at one of them freely chosen race course is a journey in order to advance a round.

32er parallel slalom structure



### **Qualification for the next round**

- After the first round of the 32,16,8 and 4 winners are qualified, i.e., those in their group at a distance measurement to the lesser of the two time differences, or twice the number zero was recorded.
- A competitor for the next round of qualifying when his opponent is disqualified on the second run
- Case of a tie after two rounds must be a third run to start. The starting point will be drawn.
- Eighth final  
The 16 qualified competitors start according to Overview pairs from top to bottom. The races are also run in two runs. There are 8 qualified for the quarterfinals.
- Quarterfinals  
The 8 qualified competitors start according to Overview pairs from top to bottom.
- Rankings  
From the losing contestants each round, the rankings shown in each case by the smallest time difference

### **Half Final and Final**

The four qualified competitors start according to Overview from top to bottom.

The resulting losers start before the finale to the positions 3 and 4 extend. Afterwards, the finalists start their first round. Then again contest the half-finalists and finally the second round, the finalists their final race.

### **Other Positions in PSL**

Racers are positioned on 5th-8th place according to the time from the qualification. Racers are positioned on 9th-16th place according to the time from the qualification. Racers are positioned on 17th-32<sup>nd</sup> place the time from the qualification.

In case of DNF or DSQ of the racer, the racer is classified as a last one in particular run (8th, 16th, 32<sup>nd</sup>). In case that several racers are classified DNF or DSQ in the same run are same, the time from the qualification is decisive.

### **Gate Judges**

The gate judges are placed on both outer sides of the tracks. They will receive a flag whose colour matches with that of course they control (blue or red), each order in which they committed errors immediately controlled section can show the jury. Errors must be enrolled on a control chart. (see gate judge).

### **Presentation ceremony**

The ceremony can take place immediately after evaluation or later

### **Title**

It is awarded the title "World Champion Inline Parallel Slalom (plus year)"

### **5.3.4 Team-Race**

Team race can be organized in the following disciplines

**Slalom (abridged) or Parallel KO Slalom**

#### **Slalom (abridged)**

A team is formed up in the min to 2 Women and 2 Men (other valid combinations 3W+1M, 4W)

The placement of the teams is given by the sum of the times. Case of a tie, the ranking determined by the best individual score of each team

If a member of the team disqualified (DSQ) or did not finish (DNF) a run, he will be classified with a time of the worst team member from that team in particular run and **penalty 6,5 seconds** to this time. The same goes if two or three racers are DSQ or DNF. If all four members are DSQ or DNF, the whole team is DSQ.

### **Inspection of the team race**

All registered racers including the substitutes can enter the inspection of the first run of the team race. After the track inspection, the team manager announces the racers that will compete in the team race.

### **Start condition**

Each runner must have a starting pass and have signed a declaration of athletes. The regulations of the WORLD SKATE IS TC rules are valid for this race.

### **Notifications**

The competitors of each team must be named before the toss.

Each nation must register the exact number of women and men. One nation cannot register more than 4 racers (maximum 4 women or 3 women with 1 man or 2 women with 2 men). Each team starts with number of women that they registered. It is possible to register more racers as substitutes, but it must be stated while the registration.

### **Awards**

The top three teams must completely appear at the awards ceremony.

### **Parallel KO Slalom**

Type of Event

- The race will be conducted as a parallel KO event.
- SL gates will be used
- International race - Teams
- WCH, CCH, WG race - Nations

Technical specification of the race - see Art. 36

### **Eligibility of the Teams**

- Maximum number of teams allowed to participate in the Inline Slalom Team KO Event is 16.
- Standing of the Teams is done by adding WC points of best 2 women and 2 best men.
- The total Team size is limited to a maximum of 6 competitors; at least 3 competitors from one gender. 2+2 competitors are basic Team, and 1+1 competitors are substitutes (substitutes are not necessary). Substitute-man couldn't be substitute for a woman, but substitute-lady could be substitution for both genders.
- A competitor can only start in a run once.
- The final entries for the Inline Slalom Team KO Event (without names) must be done within 24 hours after the last scheduled Inline World Cup race has finished, prior to the event.
- Confirmation of the entries including names of the competitors must be submitted to the Team managers meeting for the Inline Slalom Team KO Event.
- If Race is organized like World Championship, Continental Championship or World Games one team per Nation is required and allowed to start.

### **Seeding of the Teams**

- The best Team, according to current WC Slalom competitors standing, will receive bib number 1 and the last Team will receive bib number 16. If two or more teams have the same standing

a calculation will be made by adding slalom WC points of the best lady and best man (or second-best lady and man in case of tie) entered for the Inline Slalom Team KO Event. The highest result will be ranked first.

- 16 Teams will form 8 heats as follows:  
Heat 1: Team 1-16  
Heat 2: Team 2-15  
Heat 3: Team 3-14  
Heat 4: Team 4-13  
Heat 5: Team 5-12  
Heat 6: Team 6-11  
Heat 7: Team 7-10  
Heat 8: Team 8-9
- Ladies will receive bibs from 1 to 2 and Men from 3 to 4, in alphabetical order.
- If a Heat is incomplete (for instance only 10 Teams at start), the best Team present will automatically qualify for the next leg.

### **Running the Competition**

- Parallel Event
- Each individual leg between two Team opponents consists of 2 runs.
- The start order will be as follow:  
“Course red” Nation 1 L1 against “Course blue” Nation 16 L1  
“Course red” Nation 16 M1 against “Course blue Nation 1 M1  
“Course red” Nation 16 L2 against “Course blue Nation 1 L2  
“Course red” Nation 1 M2 against “Course blue Nation 16 M2
- The blue course will be located on the right hand
- For each individual heat the competitor, who is listed first or respectively on top of the pairing, will start on the red course for his 1st run.
- For the 2nd run of the heat, the competitors change courses

### **Points Scoring**

- The winner of each individual Run scores 1 point for his/her Team
- In case of a tie of an individual Run, both Teams are awarded 1 point
- If there is a tie at the end of the Heat (4:4) the Team with the lowest combined time of the best individual lady and the best individual man (or second best in case of a tie for the best time) will win the Heat.
- If the teams cannot be separated by combined times, the team with the fastest single time is the winner.
- Reasons for disqualifications (immediate and without protest):
  - False start
  - Changing from one course to another
  - Interfering with the opponent, voluntary or not
  - Not passing through a gate correctly
  - Complete stop and/or stepping back is not allowed
- If both competitors fail to finish, the competitor who successfully went the furthest distance will be the Run winner.

### **Awards**

First 3 teams will be awarded

Structure of the race (example for 8 teams)



## Race

<b>1st LEG</b>	1 Heat 1	1-8	1st Run 4 starts (2L+2M)	
			2nd Run	4 starts (2L+2M)
	1 Heat 2	2-7	1st Run 4 starts (2L+2M)	
			2nd Run	4 starts (2L+2M)
	1 Heat 3	3-6	1st Run 4 starts (2L+2M)	
			2nd Run	4 starts (2L+2M)
	1 Heat 4	4-5	1st Run 4 starts (2L+2M)	
			2nd Run	4 starts (2L+2M)
<b>2nd LEG</b>	2 Heat 1 (1Heat 1 win - 1Heat 4 win)			
			1st Run	4 starts (2L+2M)
			2nd Run	4 starts (2L+2M)
	'2 Heat 2 (1Heat 2 win - 1Heat 3 win)		1st Run 4 starts (2L+2M)	
			2nd Run	4 starts (2L+2M)
<b>Gold LEG</b>	2 Heat 1 win - 2 Heat 2 win		1st Run 4 starts (2L+2M)	
			2nd Run	4 starts (2L+2M)
(could be) <b>Bronze LEG</b>	2 Heat 1 los - 2 Heat 2 los		1st Run 4 starts (2L+2M)	
			2nd Run	4 starts (2L+2M)

### 5.3.1 Combined Race

#### Technical specification

Combined race consist of one slalom run and one giant slalom run. First run of the race is slalom. For this run, Art. 34 applies as a rule.

Second run of the race is giant slalom. For this run, Art. 35 applies as a rule.

#### Starting sequence

In the first run -slalom, racers start according to the World Ranking slalom points.

In the second run -giant slalom, racers start according to the results from the first run.

#### Results

The result is the sum of the times of both runs for each racer.

If the race is carried out as a Continental Championship, the winner is awarded the title “Inline Slalom Continental Champion in Combined race”

If the race is carried out as a World Championship, the winner is awarded the title “Inline Slalom World Champion in Combined race”

If the race is carried out as a part of the World Games, the winner is awarded the title “Inline Slalom World Games Champion in Combined race”

#### Special regulations

No World Ranking points are counted from this race.

## 6. EQUIPMENT

### 6.1 Equipment of the competitor

#### Number bibs

Form, size, lettering, and type of fixation must not be changed. The bib must have a height of at least 8 cm and must be legible.

Bibs can consist of commercial numbers and signs granted that each bib is marked identical. Particular letters and numbers may not be higher than 10 cm.

Usual sleeveless bibs, also used in other sports are adequate. Number bibs, which consist of Paper or shirts which are worn over the race overall or over protectors aren't allowed.

#### Wheels

Only linear arranged wheels are allowed.

Three, four or five wheels can be used. There are no limits for wheel diameter.

#### Ski poles

Racers can run with or without formfitting ski poles (no saved poles)

#### Helmet

Standard, fitting skate or ski helmet has to be used.

#### Hand protection/ wrist protection

Standard, fitting wrist protection has to be used. Alternatively cushioned gloves can be used.

#### Elbow protection

Standard, fitting elbow protection with protectors that can't shift has to be used.

#### Knee protection

Standard, fitting knee protection with protectors that can't shift has to be used.

#### Other protectors

It is recommended to wear more protectors

### 6.2 Completion with artificial light

The execution of races with artificial light is allowed. Light has to be come up with following

conditions:

The intensity of light must not represent less than 80 Lux, detected parallel to the ground. The Illumination shall be equal as possible including the finish area.

The floodlights have to be placed in such way that the light doesn't change the topography of the track. The light must show the competitor the exact picture of the track and must not influence the estimation of the distance and the accuracy.

The light must not throw any shadow of the competitor or bedazzle him.

The TD has to control in time whether the light is according to the rules. The organizers provide Lux-gauges with cosines-adjustment.

The TD or the race conductor has to make an additional report about the quality of the light.

The particular appointments of the “WORLD SKATE IS TC” regulations for slalom or giant slalom are in force.

## 7. FIELD OF PLAY/TRACK

### 7.1 General information

- All international title bouts shall only be executed on tracks that are homologated by the particular national federation
- International races shall only be executed on tracks that are proposed by National Federation, but the final approval has to be done by World Skate Technical Commission by the particular national federation.
- The basic conditions for a homologation must be followed
- The input for a homologation of racetracks is to be addressed to the particular national federation

#### **The input of the homologation must contain the following documents:**

- The acceptance for barring by the appropriate authorities
- The name of the track (Street, Place, Country)
- Photographs of the racetrack
- The length of the track
- The widths of the track
- The slope of the track (every 15 meters a checkpoint at that the slope is checked in percent, first check at the starting point, last check at the finish-point)
- The width of the track (every 15 meters a checkpoint at that the width is checked in meters, first check at the starting point, last check at the finish-point)
- The sort of the ambulance
- Bus bars
- A description of the areas of the starting-point and the finish-point
- A description of the staying-area for the competitors at the start- and finish-point
- Information about the sort of the necessary security-facilities
- The type of the timing-conditioning
- Expected place of the sanitary conditionings
- Information about the curbs and their height
- The duct covers
- The loading chambers
- The valves (Gas/water)
- Pavement-stripes cross the street
- Fences, walls, jutties, tree-groups, traffic-signs along the track which must be secured or removed
- Place of the race-office
- Map of the area racetrack
- General state of the pavement (graining, upraises)
- Description of the starting area
- Description of the finishing run-out

- Information about the contact-address with telephone, fax and email address of the organization leader
- Used material for the barrier
- Sort of security

As soon as the necessary documents are available the applicant addresses the petition for homologation of the racetracks to the national federation or hand it the TD of the particular federation on the occasion of the check on the spot. While checking the track the TD writes the report of the check and draws the ordered home-improvement project in the sketch of the track.

- The demission of the homologation degree is carried out by the TD of the particular federation.

### **The validity of the homologation degree**

Homologation degrees are dismissed especially for Slalom and Giant-Slalom by the TD

### **Duration of validity of the homologation degree**

A homologation degree in the branches of Inline Slalom is valid so long as no changing of the track by nature itself or by building influences occurs or the demission about the technical conditions is not changed.

Changes by the nature can be:

- Breaking of walls
- Connoting of the area
- Construction of high buildings
- Decline of the pavement
- Changing of the routing and lay-out of roads regarding width, length and slope

- For the homologation of the track charges are callable that are regulated in the tariff of the particular national federation.

## **8. JURY**

### **WORLD SKATE IS TC**

- TD
- TD - Assistant
- Chief of the race
- Chief of the time (no voting rights)
- Chief of the track (no voting rights)
- Chief of gate judges (no voting rights)
- Starting judge (no voting rights)
- Finishing judge (no voting rights)
- As assistance for a decision, making the jury can appoint additional advisers. They have no voting right.

### **Allocation of votes**

- All persons with voting power only have one vote.
- In each case the TD takes the chair.

## 8.1 Tasks of the jury

- abidance of the race rules during the complete race
- decisions about disqualifications
- decisions about disciplinary measures against competitor, team managers, coaches, course compositors, service staff, sponsor agents and bystanders
- decisions about protests
- enacts of special instructions before and while the complete race
- changes of the starting sequence regarding the track condition and exceeding terms
- checking of the starting passes
- decisions about applications of the TD to exclude a competitor because of lack of physical, mental, and technical requirements
- decisions about re-starts
- decision to abort a race
- allocation of the competitors for the drawing according to the race rules
- questions and decisions which are not clarified in the regulation

### Contradictoriness

- competitor may not be member of the jury
- member of the jury may not be a competitor

### Actions of the jury in temporal order

The jury meets before the drawing of the number bids to their first meeting and finishes her task at the end of the protest period against the result list.

### Decision-making ability of the jury

Decisions, which take collateral or direct influence on the race, may only come to a decision in agreement with members of the jury entitled to vote. This can be done at a jury meeting. All decisions must be written down and taken to the poster intended for it with time date and signature of the chairman.

The WORLD SKATE RAD TC can declare sanctions against the jury or individual jury members.

## 9. ANTI-DOPING RULES

Concerning the doping control, WADA and World Skate Anti-Doping Rules will be observed.

## 10. DISCIPLINARY ACTIONS AND DISPUTES

A competitor is getting disqualified by the jury in the case he or she:

- Practices on a track that is locked for competitors
- Changes the track in any way without any order made by the jury
- Behaves in bad way towards the functionaries, competitors, or observers
- Violates the regulations
- Violates any decision that was made by the jury
- Participates in the race under wrong personal details
- Remains on the track not within the times given by the jury for the inspection of the track
- Changes his starting-number unauthorized
- Circumnavigates a gate not referring to the regulations

- Does not wear the protection kit or only parts of it
- His skates do not refer to the regulations of the race
- Accepts the help of others
- Drives along the course next to the track (shadow driving)
- Does not Inspects the track after the orders of the jury
- Has obscene names of symbols on his equipment
- Interferes another competitor voluntary
- Wears not the allocated starting number, but another

**Sanction by the jury against the competitors:**

- Oral warning
- The forbiddance to participate on a following race at the same or the next day

**Sanctions by the “WORLD SKATE IS TC” against competitors:**

- Only the allocated TD and the “TD of the WORLD SKATE IS TC” can apply a meeting of the “WORLD SKATE IS TC”. This can happen oral or written.
- Only the “WORLD SKATE IS TC” can annunciate sanctions.
- The “WORLD SKATE IS TC” can forward apply to sanction against the competitors to the federation where the competitor is notified for further handling.
- Decisions of the “WORLD SKATE IS TC” are obligatory for all nations.

**Bad sportsmanship**

Bad sportsmanship includes for example:

- intentional track equipment damage by athlete
- verbal abuse and swear word use against another person
- crossing the 6 m dividing line after the finish line in parallel slalom
- riding on in the track after missing a gate (after disqualification)
- other bad sportsmanship related action

By violating these norms, the jury has the possibility of oral warning, warning through a yellow card or giving the runner a 100 EUR fine. The action should be declared together with disqualifications after the race and also written in official results. Racer will have the yellow card warning during the whole season on all World Ranking races and races where the arranger is World Skate Inline Slalom Technical Commission. If a bad behaviour action is repeated, jury must punish the competitor punish with 100 EUR fine.

## 10.1 Protests

**Protest legitimacy**

**For protest-legitimation:**

- Associations
- Team manager
- Coach
- Competitors are authorized

**Form of the protests**

- The protests have to be hand in written form.
- The collective protest of more competitors is not allowed. At Team-races, the protest has to be hand in by the team manager.
- A protest that is handed in can also be rejected by the objector before the publishing of a decision

of the jury. The fee has to be refunded in that case. An early rejecting of the protest is not possible when the jury or a member of the jury because of time-reasons makes an intermediate-decision, as e.g. a decision „with reservation “.

- Protests, that are not handed in the prescribed way or without paying the protest fee in due time must not be regarded.

#### **Kind of the protests and protests term**

- Against the admission of competitors before the drawing
- Against the equipment of a competitor one hour before the official Starting time
- Against the track or its state one-hour before the official starting time
- Against the racecourse immediately after the finishing
- Against other competitors or a functionary because behaviour against the rules during the race immediately
- Against a disqualification during 15 minutes after publishing the Disqualification-list
- Against the time-measurement during 15 minutes after publishing the ranking-lists
- Against the decision of the jury immediately after the publishing, but before the end of the deadline
- Against the starting list immediately after publishing
- Against the ranking-list during 10 days after publishing
- Against the valuation of the race during 10 days after publishing
- Against the international ranking-list during 10 days after publishing

#### **Protest fee**

The Protest fee costs 50 €.

The Protest fee stays at the organizer.

With the acceptance of the protest the protest fee is refunded to the objector.

#### **Place of the protests**

Protests have to be hand in to the TD in written form in the finish or into a place chosen by the team managers meeting

#### **Protests to the “WORLD SKATE IS TC”**

For the decision about protests are appropriate:

- The court of federation of the particular, organizing, national federations
- The “WORLD SKATE IS TC”

With the protest a protest fee is callable that is refunded when the protest is acknowledged.

Submission

All protests have to be written down and caused detailed. Evidence has to be enclosed. Protests that are hand in belated are to be reject by the “WORLD SKATE IA TC”.

## **10.2 Handling of the protests by the jury**

#### **Place of protest**

The jury assembles for the handling of protests by assigning place and date

#### **Persons involved**

For the negotiation of a protest against the conclusion that a gate was passed contrary to rules the

concerned, gate-judge and at the most the gate-judge of the gates close-by other concerned functionaries, the concerned competitor and the protesting team manager or coach are being asked.

#### **Basic principle for finding a solution**

For adjudication on a protest, only the members of the jury are present. The TD presides. Minutes are being taken that has to be signed by all the members of the jury. There is a free consideration of evidence. The regulation that is based to the adjudication shall be executed and interpreted as it accords to a fair sports-race and especially the consideration for keeping up the rules.

The adjudication is to be published immediately after reconciliation at the billboard, whereupon the time of publishing must be mentioned.

### **10.3 Evidence by video**

A video asset can be installed during WORLD SKATE IS TC-races.

Any video can be used by jury in order to make a correct judgment of any situation during the race.

## **11. AWARD CEREMONY**

The award ceremony may not be held before the end of the race and not before the approval of the TD

The award ceremony shall be carried out close to the end of the race and in consideration of possible protests

Aligner and organization are allowed to present the expected winners before the ceremony. This is to be made unofficial and must not be on the place of the award ceremony.

The best 6 women and 6 men get awarded whereupon the best three will be highlighted. The First Three on the Podium, the other three awarded outside the Podium.

Possible prize money, cups, material prizes, flowers, etc. is donated by the aligning associationThe

national flags of the three winning nations will be raised.

The national anthem of the winning nation is played.

## **12. SANITATION**

Toilets for the competitors and organizing staff have to be available at the track

## **13. MEDICAL SERVICE**

Medical service for the competitors and organizing staff have to be available at the track while trainings and the race. The head of medical personnel and rescue service must be connected to his helpers before the beginning of the official training he has to agree with the race leader. He must be connected with the jury.